

MARKETED AND DISTRIBUTED BY
Cummins



DATUM X

DATA AUTOMATED TELLER ULTIMATE MACHINE





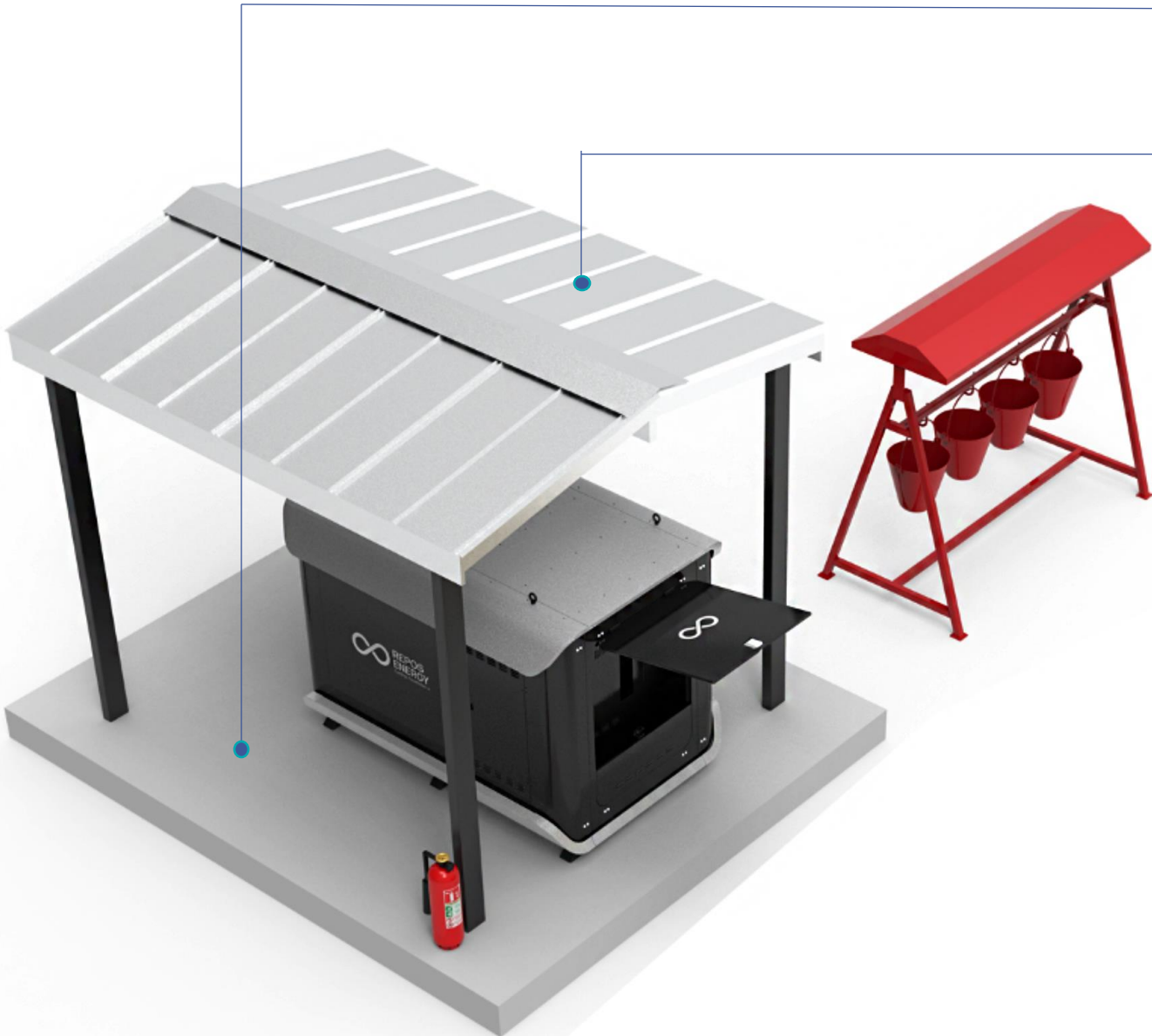
DATUM SPECIFICATION



DATUM MODE	TANK CAPACITY	LENGTH (MM)	WIDTH (MM)	HEIGHT (MM)	WEIGHT (KG)
X	300 litres	648	935	1078	180
X	500 litres	1037	935	1078	216
X	1000 litres	1053	1423	1473	400
X	2000 litres	1996	1423	1473	650



PLATFORM SPECIFICATIONS



- **Concrete base with the below mentioned dimensions**
DATUM is not to be placed on loose soil
- **Shed**
To protect the DATUM’s manhole - To be constructed / installed after the placement of DATUM on the platform to avoid any issues with the height
- **Please note**
There should be no overhead electric cable or high tension electric line

PLATFORM DIMENSIONS		
DATUM CAPACITY	300 AND 500 LTRS	1000 AND 2000 LTRS
Length	4 ft.	8 ft.
Breadth	4 ft.	6 ft.
Height	1 ft.	1 ft.

MARKETED AND DISTRIBUTED BY
Cummins



SITE SOPS



Electricity Supply & Stabiliser:

- An electricity supply point right beside the DATUM
- 20 mm X 610 mm (minimum) cylindrical copper rod for earthing connection

DATUM UNLOADING



■ Check the weight of the load. Never overload and do not exceed Working Load Limit.



■ Take into account the lifting configuration and the lifting angle.



■ Consider the centre of gravity of the load.



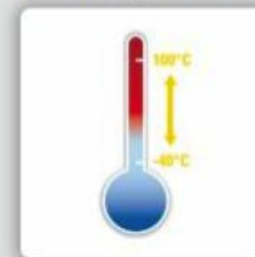
■ Never hang the slings on the hook tip.



■ Protect slings from sharp edges.



■ Never tie knots.



■ Use slings at temperatures ranging from -40°C to +100°C.



■ Consult manufacturer in case of chemical exposure.



■ Consider hook dimensions. If necessary use shortening hook.



■ Destroy and replace slings as soon as the wearing indicator is visible (available on MEGA round slings only).



■ Make sure the load is uniformly distributed on the whole sling width.




■ Connect slings together using appropriate loops and metal rings only.

WARNING : in case of chemical exposure consider following factors




Type of chemical



Concentration



Temperature



Duration of chemical exposure

Instructions of use

- ▶ Operate round slings and flat slings within the permissible temperature range.
- ▶ Ensure that sling is protected from any sharp corners and/or abrasive surfaces, use either protective polyester, polyurethane sleeves or coatings.
- ▶ Storage : in a cool place, away from humidity and sunlight.
- ▶ Never dry sling near a fire or any source of heat.
- ▶ **DO NOT USE DAMAGED SLINGS.**



THANK YOU

For any queries, please contact:



Karm Sales And Service Pvt. Ltd.

www.karmsales.com

Barkat Plaza, Ring Road No 02,

Hirapur Raipur (C.G) - 492010

+917898001670

Powered By:

